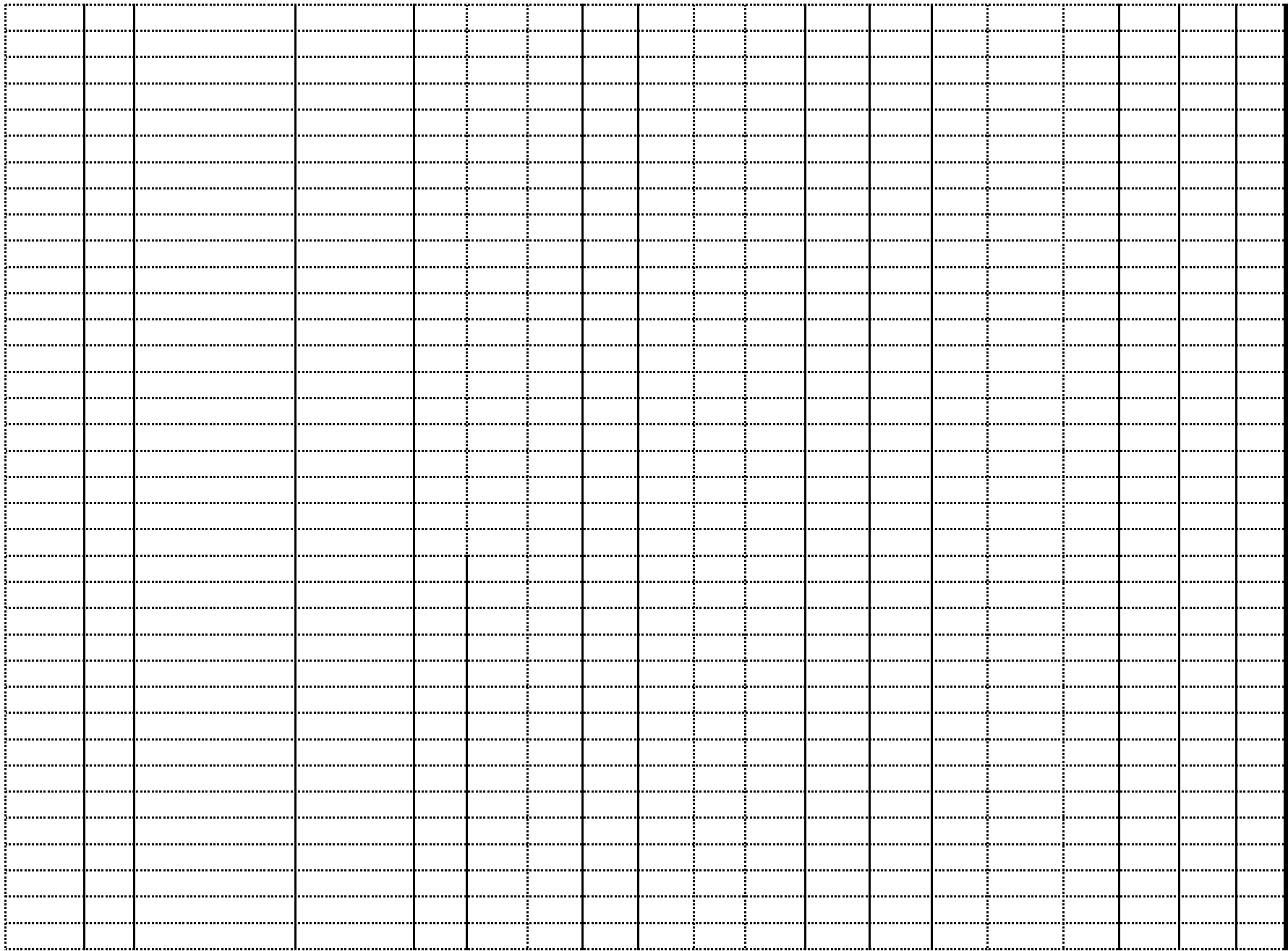
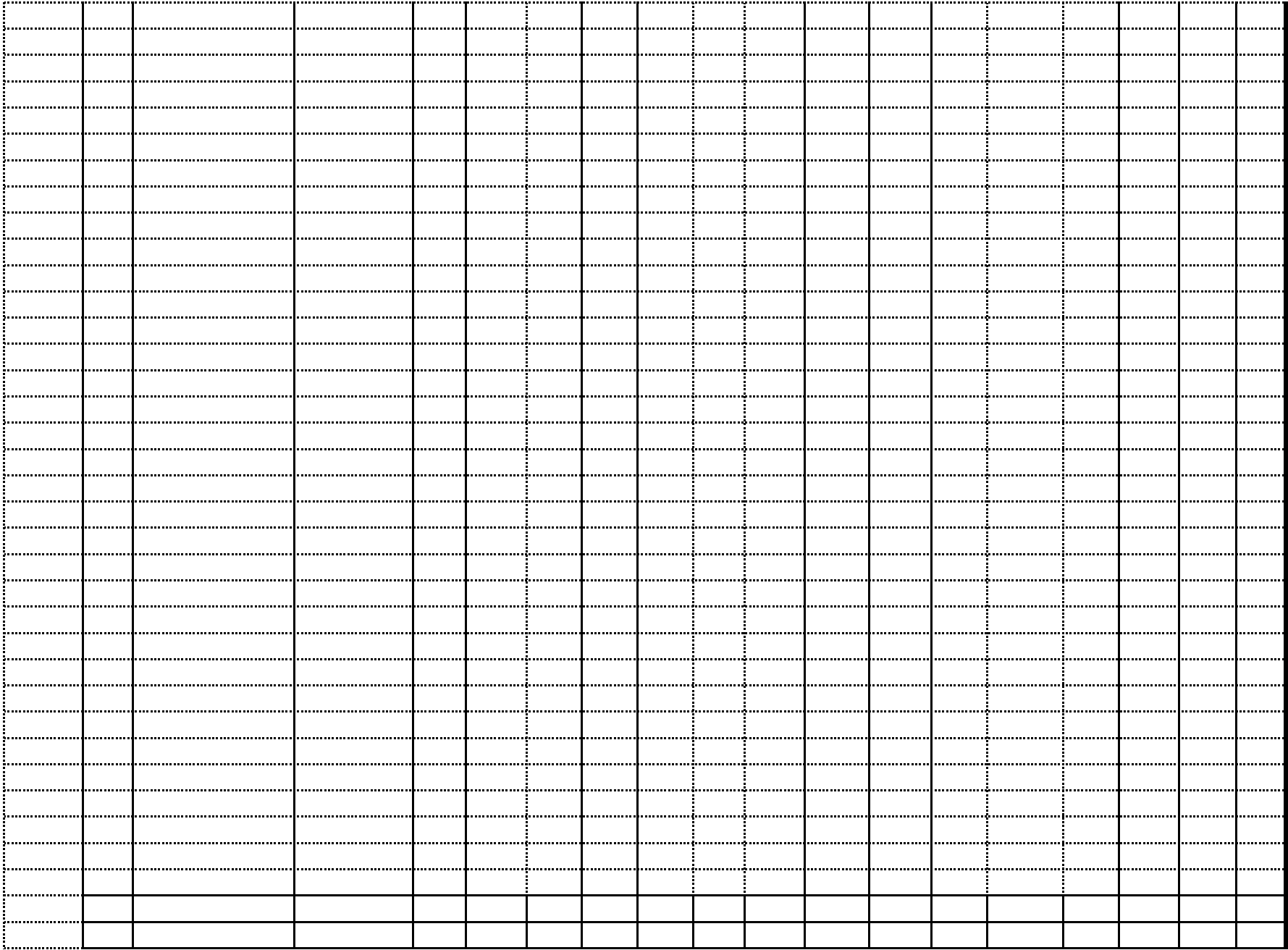
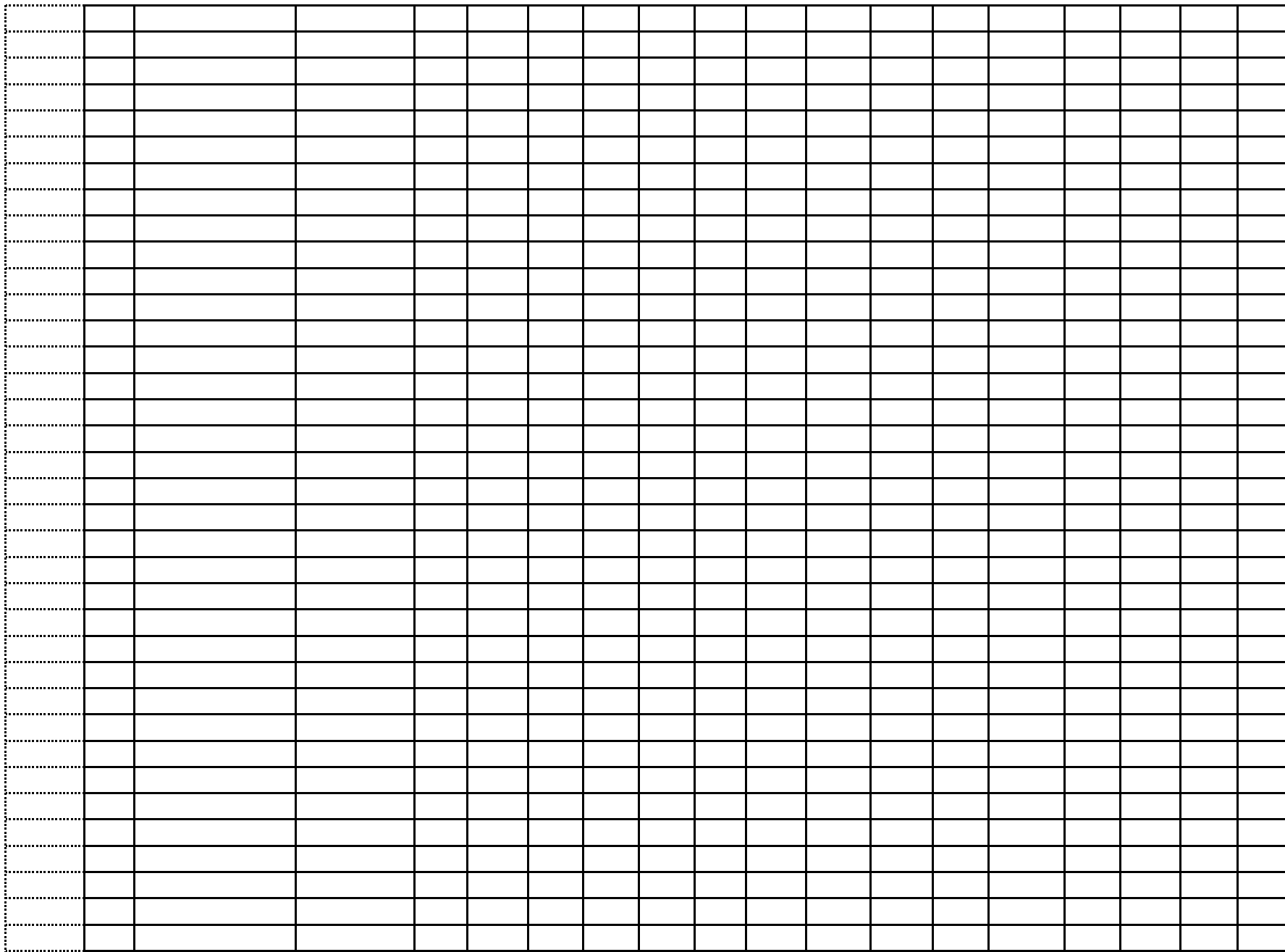


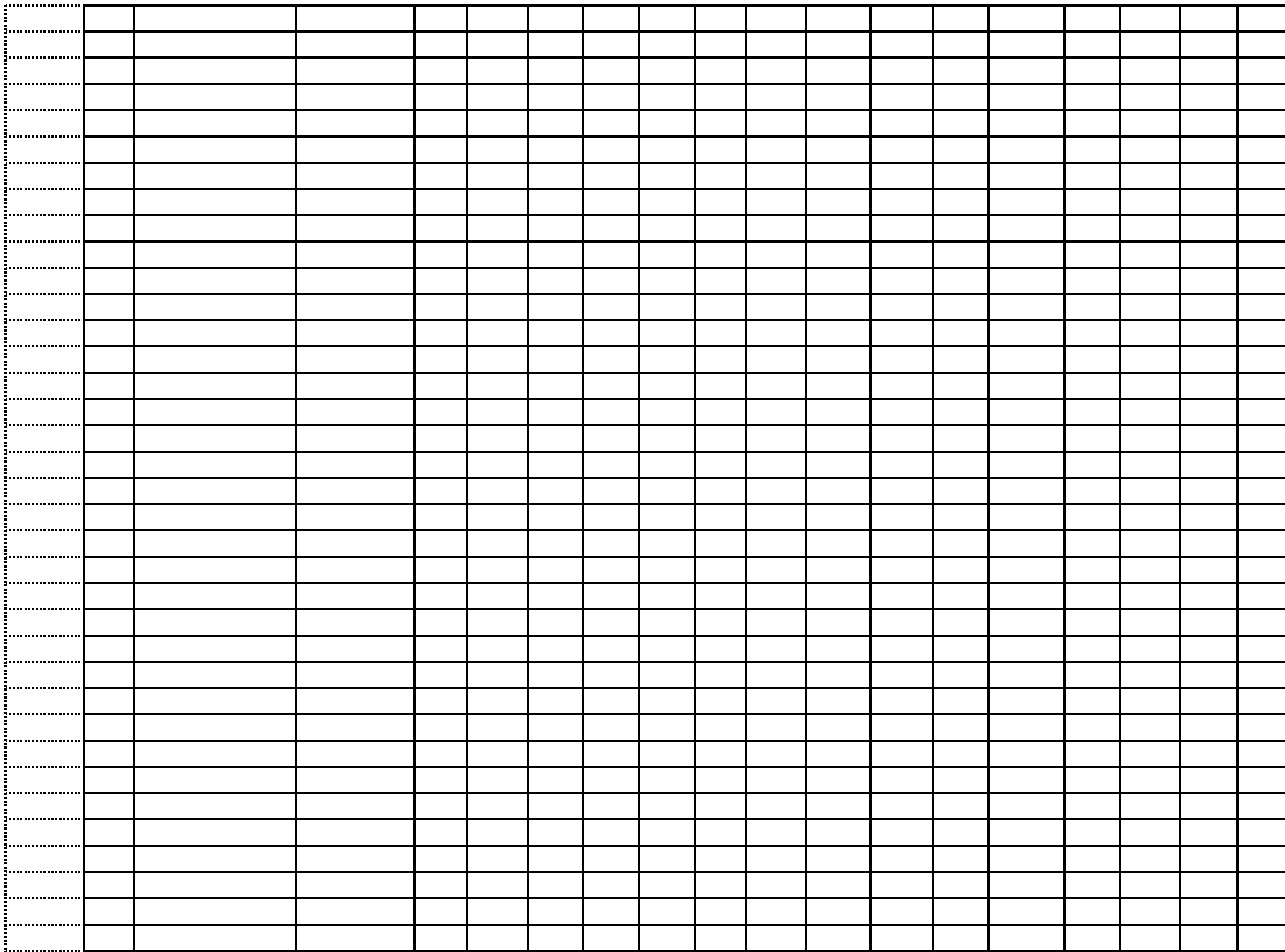
2015 Ontario Equipped Championships

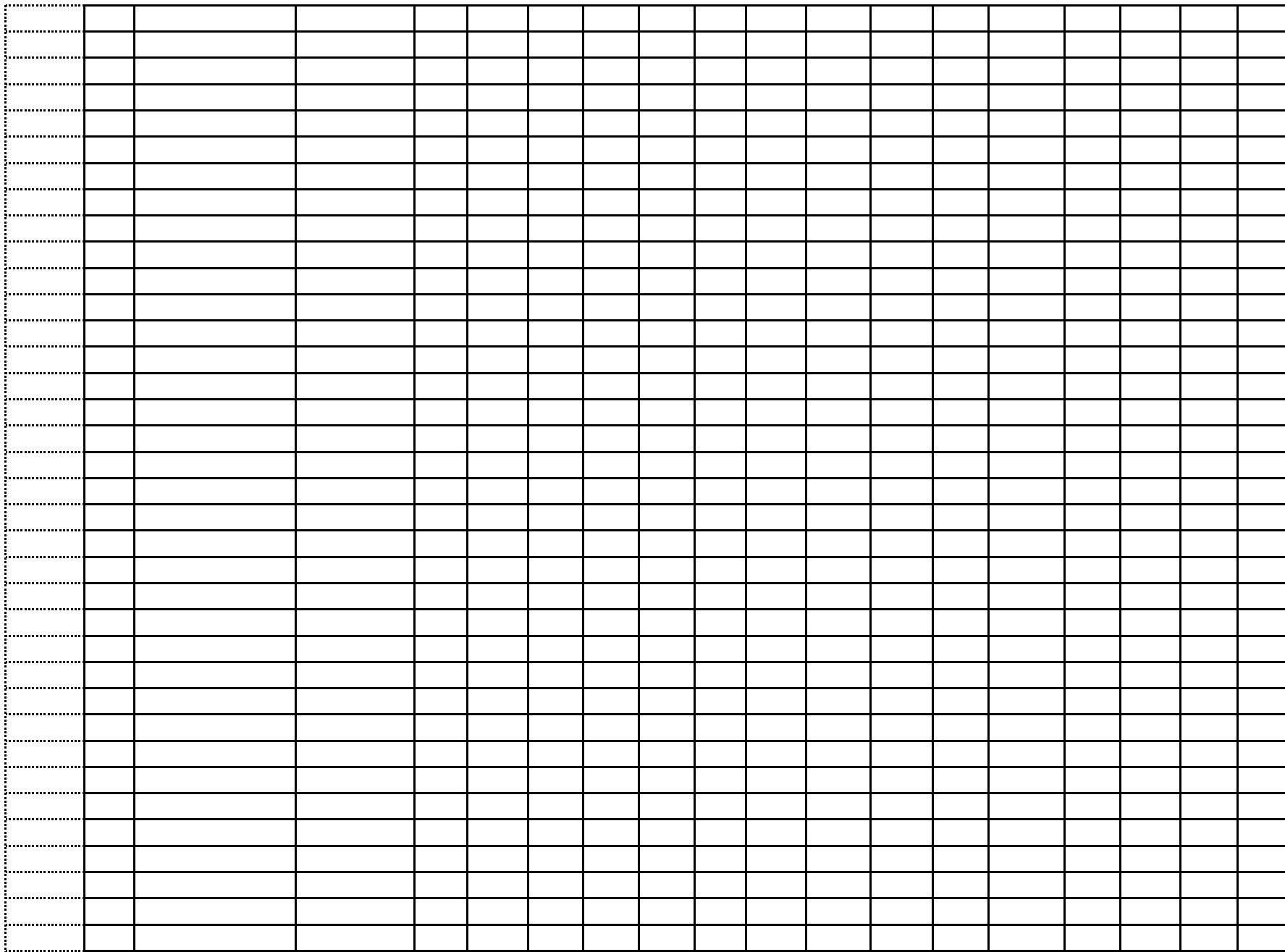
AgeClass	Wt. Class	Name	Club	Bwt.	M/F	1stSq	2ndSq	3rdSq	Squat	1stBen	2ndBen	3rdBen	Bench	Sub Total	1stD/L	2ndD/L	3rdD/L	D/L.	Total	Wilks	Place
Open	57	Julie Watkin	Niagara	56.8	Female	125.0	-132.5	132.5	132.5	-67.5	-67.5	67.5	67.5	200.0	150.0	155.0	-160.0	155.0	355.0	413.1	1
Open	72	Mary Ann Kaczor		67.3	Female	170.0	177.5	-182.5	177.5	105.0	110.0	115.0	115.0	292.5	170.0	180.0	185.0	185.0	477.5	488.4	1
M3	72	Lynda Squires	London	71.1	Female	100.0	105.0	112.5	112.5	60.0	67.5	-71.0	67.5	180.0	105.0	121.0	125.0	125.0	305.0	300.2	1
M3	84	Linda Rousseau	Defining	77.6	Female	115.0	120.0	125.0	125.0	77.5	82.5	87.5	87.5	212.5	105.0	115.0	125.0	125.0	337.5	314.2	1
M1	84+	Erin Denton	Niagara	93.7	Female	142.5	152.5	-165.0	152.5	102.5	112.5	-125.0	112.5	265.0	130.0	142.5	-150.0	142.5	407.5	346.6	1
M3	84+	Mary Lupton	Defining	93.1	Female	95.0	100.0	105.0	105.0	-65.0	65.0	67.5	67.5	172.5	102.5	110.0	-115.0	110.0	282.5	240.9	1
Open	74	Tyler Crawford	Niagara	74.0	Male	155.0	167.5	-177.5	167.5	102.5	110.0	115.0	115.0	282.5	187.5	200.0	-215.0	200.0	482.5	347.1	1
M2	83	Sandro D'Angelo	Iron Works	81.7	Male	-240.0	240.0	245.0	245.0	160.0	162.5	165.0	165.0	410.0	260.0	-272.5	272.5	272.5	682.5	459.9	1
M3	83	Glyn Moore	Niagara	76.0	Male	-195.0	195.0	207.5	207.5	137.5	142.5	-147.5	142.5	350.0	170.0	190.0	-200.0	190.0	540.0	381.3	1
Open	83	Chris Fudge	Iron Works	81.9	Male	100.0	0.0		100.0	155.0	160.0	165.0	165.0	265.0	230.0	-242.5	-242.5	230.0	495.0	333.1	1
M1	93	Dave Walters		92.8	Male	-275.0	275.0	-285.0	275.0	250.0	275.0	-285.0	275.0	550.0	250.0	275.0	280.0	280.0	830.0	521.9	1
M2	93	Jeff Becker	Iron Foundation	87.6	Male	275.0	285.0	292.5	292.5	180.0	-185.0	-185.0	180.0	472.5	280.0	290.5	297.5	297.5	770.0	498.6	1
M2	93	James Abraham		83.7	Male	177.5	187.5	195.0	195.0	115.0	120.0	125.0	125.0	320.0	220.0	240.0	250.0	250.0	570.0	378.6	2
M3	93	Kevin Stirling	Power Pit	86.9	Male	165.0	185.0	0.0	185.0	135.0	-158.0	0.0	135.0	320.0	165.0	190.0	200.0	200.0	520.0	338.2	1
M4	93	Jack Taylor	Niagara	90.6	Male	-145.0	152.5	175.0	175.0	102.5	107.5	115.0	115.0	290.0	145.0	157.5	170.0	170.0	460.0	292.7	1
Open	105	Brandon Ward	G. Triangle	95.9	Male	245.0	260.0	270.0	270.0	165.0	175.0	185.0	185.0	455.0	240.0	260.0	272.5	272.5	727.5	450.6	1
M2	105	Steve Garrett	London	97.7	Male	247.5	265.0	272.5	272.5	160.0	172.5	-177.5	172.5	445.0	235.0	255.0	-260.0	255.0	700.0	430.1	1
Open	105	Andrew Wilson	Iron Works	99.3	Male	245.0	-255.0	255.0	255.0	165.0	-170.0	-170.0	165.0	420.0	247.5	255.0	-257.5	255.0	675.0	412.0	2
M3	105	Miroslav Koprnicky		95.8	Male	195.0	200.0	205.0	205.0	152.5	158.0	162.5	162.5	367.5	207.5	-230.0	235.5	235.5	603.0	373.7	1
M2	120	Ron Strong	Power Pit	119.3	Male	-280.0	280.0	-300.0	280.0	180.0	195.0	-205.0	195.0	475.0	280.0	300.0	310.0	310.0	785.0	451.9	1
M2	120	Doug Bloch-Hansen	London	116.8	Male	185.0	200.0	207.5	207.5	130.0	137.5	150.0	150.0	357.5	210.0	227.5	-235.0	227.5	585.0	338.5	2
Open	120+	Jason Byrne	Power Pit	133.0	Male	225.0	250.0	265.0	265.0	165.0	175.0	185.0	185.0	450.0	280.0	305.0	0.0	305.0	755.0	425.4	1
M2	120+	Michael Knott	London	137.8	Male	175.0	185.0	-200.0	185.0	105.0	120.0	135.0	135.0	320.0	150.0	170.0	182.5	182.5	502.5	281.5	1

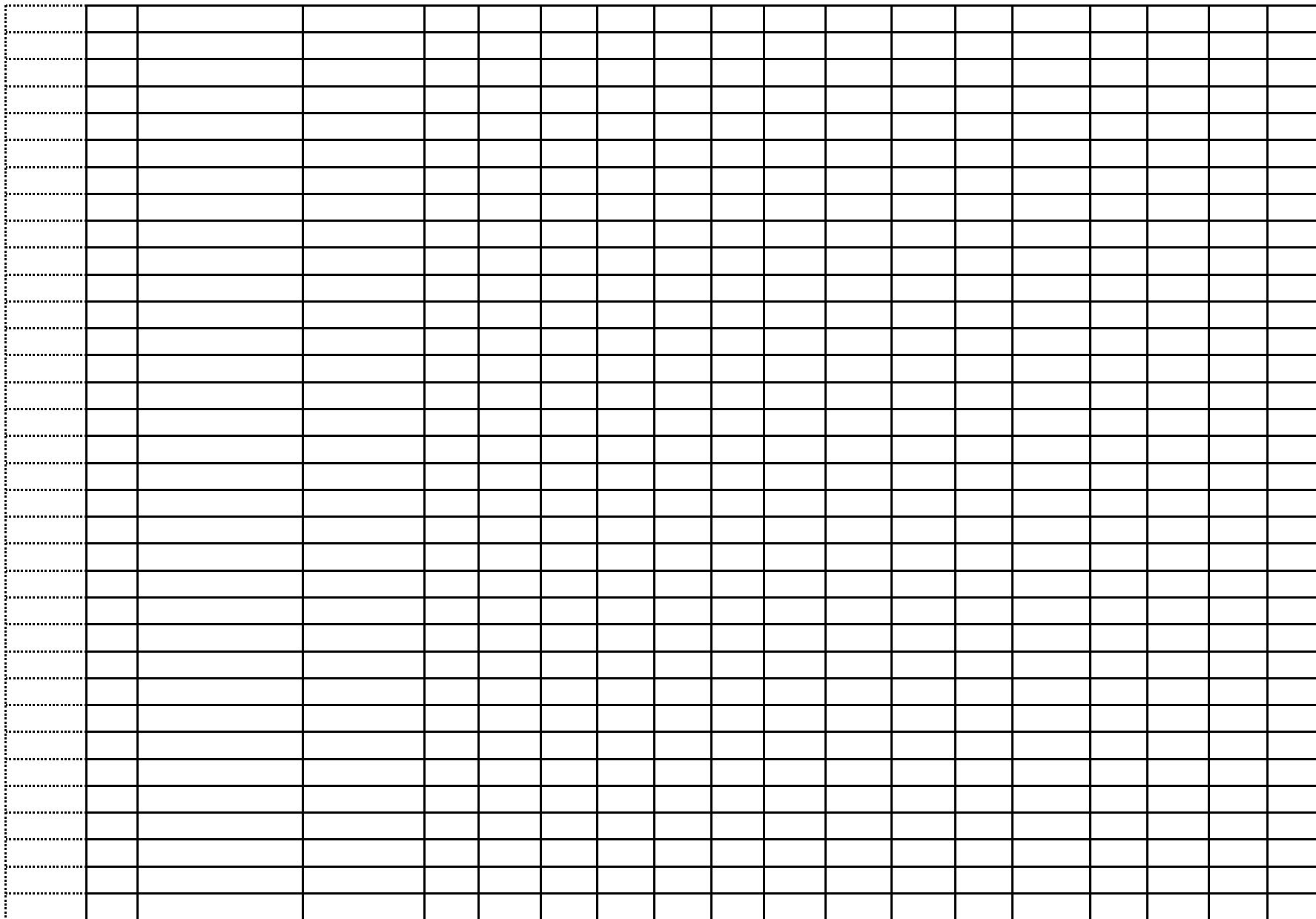












Best 'F'

Best 'M'

